

ISSN 0354-9836

UDC: 621

THERMAL SCIENCE

2010
Supplement

THERMAL SCIENCE VOL. 14 SUPPL. PP. S1-S321 BELGRADE 2010

THERMAL SCIENCE

International Scientific Journal

YU ISSN 0354-9836
UDC 621
Four issues per year

Editor-in-Chief Prof. Simeon Oka, Ph. D., Vinča Institute of Nuclear Sciences, Belgrade

Guest editor Prof. Milun J. Babić, Ph. D., University of Kragujevac, Serbia

National Editorial Vukman Bakić, Ph. D., editor, Vinča Institute of Nuclear Sciences, Belgrade
Predrag Stefanović, Ph. D., Vinča Institute of Nuclear Sciences, Belgrade Board
Prof. Vladimir Stevanović, Ph. D., Faculty of Mechanical Engineering, Belgrade
Prof. Dragoslava Stojilković, Ph. D., Faculty of Mechanical Engineering, Belgrade
Mladen Ilić, Ph. D., Energy Saving Group, Belgrade
Dejan Cvetinović, M. Sc., Vinča Institute of Nuclear Sciences, Belgrade

Regional Editorial Board Prof. Neven Duić, Ph. D., Faculty of Mechanical Engineering and Naval Architecture, University of Zagreb, Zagreb, Croatia
Assoc. Prof. Iztok Golobič, Ph. D., Faculty of Mechanical Engineering, University of Ljubljana, Ljubljana, Slovenia
Prof. Željko Grbavčić, Ph. D., Faculty of Technology and Metallurgy, University of Belgrade, Belgrade, Serbia
Petar Gvero, Ph. D., Faculty of Mechanical Engineering, University of Banja Luka, Banja Luka, Republic of Srpska (B&H)
Prof. Jordan Hristov, Ph. D., Department of Chemical Engineering, Sofia University of Technology and Metallurgy, Sofia, Bulgaria
Prof. Emmanuel Kakaras, Ph. D., Department of Mechanical Engineering, National Technical University of Athens, Athens, Greece
Prof. Nenad Kažić, Ph. D., Faculty of Mechanical Engineering, University of Podgorica, Podgorica, Montenegro
Valentino Stojkovski, Ph. D., Faculty of Mechanical Engineering, University "St. Kiril and Metodij", Skopje, Republic of Macedonia
Prof. Paul Vasilescu, Ph. D., Chemical Engineering Department, "Politehnica" University of Bucharest, Bucharest, Romania

International Advisory Board of the Journal THERMAL SCIENCE

Anthony, E. J.,
CEFC/NRCAN,
Ottawa, Ont., Canada

Baskakov, A. P.,
Heat Power Department,
Eral Polytechnical Institute,
Ekaterinburg, Russia

van den Bleek, C. M.,
Department of Chemical Engineering,
Delft University of Technology,
Delft, The Netherlands

Borodulya, V. A.,
A. V. Lunkov Heat and Mass Transfer
Institute,
Minsk, Belarus

Burdikov, A. P.,
Institute of Thermophysics,
Siberian Branch of the Russian
Academy of Sciences,
Novosibirsk, Russia

Durst, F.,
Chair for Fluid Mechanics,
Friedrich-Alexander University,
Erlangen, Germany

Hanjalic, K.,
Faculty of Applied Sciences,
Delft University of Technology,
Delft, The Netherlands

Horio, M.,
Department of Chemical Engineering,
Tokyo University of Agriculture and
Technology,
Tokyo, Japan

Howard, J. R.,
Aston University,
Birmingham, UK

Ishii, M.,
School of Nuclear Engineering,
Purdue University,
W. Lafayette, Ind., USA

Johanson, J. F.,
Department of Chemical Engineering,
Technical University of Denmark,
Lyngby, Denmark

Joynovic, J.,
Chair for Fluid Mechanics,
Friedrich-Alexander University,
Erlangen, Germany

Kanevce, G.,
Faculty of Engineering,
University of Bitola,
Bitola, Republic of Macedonia

Lockner, B.,
Department of Energy Conversion,
Chalmers University of Technology,
Goteborg, Sweden

Marlinenko, O.,
A. V. Lunkov Heat and Mass Transfer
Institute,
Minsk, Belarus

Mayeringer, F.,
Chair for Thermodynamics,
Technical University Munich,
Munich, Germany

Miccio, M.,
Department of Chemical
and Food Engineering,
University of Salerno,
Salerno, Italy

Mikic, B.,
Massachusetts Institute of Technology,
Cambridge, Mass., USA

Mohsen-Langun, E.,
Department of Mechanical Engineering,
University of Wisconsin,
Milwaukee, Wis., USA

Mujumdar, A. S.,
Department of Mechanical and
Production Engineering,
National University of Singapore,
Singapore

Nakoryakov, V. E.,
Institute of Thermophysics,
Siberian Branch of the Russian
Academy of Sciences,
Novosibirsk, Russia

Novak, P. D.,
School of Technologies and Systems,
Novo Mesto, Slovenia

Ots, A.,
Power Engineering Department,
Tallinn Technical University,
Tallinn, Estonia

Pokushev, B. G.,
Chair of Thermodynamics and Heat Transfer,
Moscow Institute for Chemical Mechanical
Engineering,
Moscow, Russia

Radulovic, P.,
Advanced Combustion Engineering
Research Center,
Brigham Young University,
Provo, Ut., USA

Renz, U.,
R.W. Chan for Heat Transfer and Climatization
Technical University,
Aachen, Germany

Riznic, J.,
Operational Engineering Assessment Division,
Canadian Nuclear Safety Commission,
Ottawa, Ont., Canada

Sacic, S.,
Department of Applied Mechanics,
Chalmers University of Technology,
Goteborg, Sweden

Sekulic, D.,
Department of Mechanical Engineering,
University of Kentucky,
Lexington, Kent., USA

Volchkov, E. P.,
Institute of Thermophysics,
Siberian Branch of the Russian
Academy of Sciences,
Novosibirsk, Russia

van Wachem, B.,
Imperial College London,
Department of Mechanical Engineering,
London, England

THERMAL SCIENCE

ISSN 0354-9836 ❖ UDC 621 ❖ Vol. 14 ❖ Suppl. ❖ Belgrade 2010

Founder:

Society of Thermal Engineers of Serbia

Publisher:

Vinča Institute of Nuclear Sciences

The edition is supported by:

Ministry of Science and Technological Development of the Republic of Serbia, and the
Laboratory for Thermal Engineering and Energy of the
Vinča Institute of Nuclear Sciences

<http://thermalscience.vinca.rs>

**Special issue
dedicated to the 50th anniversary of
the Mechanical Engineering Faculty,
University of Kragujevac, Serbia**

CONTENTS

| | |
|---|---------|
| From the Editor-in-chief | SI |
| From the Guest editor | SIII |
| <i>Milun J. Babić, Dobrica M. Milovanović, Nebojša M. Jovičić Dušan R. Gordić, Milan Z. Despotović, Vanja M. Šušteršič, Dubravka N. Jelić, Davor N. Končalović</i> | |
| About creation and reached goals of development policy in the area of energy efficiency, environmental protection and sustainable development in the city of Kragujevac | S1-S14 |
| <i>Maša Z. Bukurov, Milun J. Babić, Blažo R. Ljubičić</i> | |
| Finding the balance between the energy security and environmental protection in Serbia | S15-S25 |
| <i>Milun J. Babić, Dušan R. Gordić, Dubravka N. Jelić, Davor N. Končalović</i> | |
| Analysis of the electricity production potential in the case of retrofit of steam turbines in a district heating company | S27-S40 |

| | |
|--|-----------|
| <i>Mladen M. Stojiljković, Mirko M. Stojiljković, Bratislav D. Blagojević, Goran D. Vučković, Marko G. Ignjatović</i> | |
| Effects of implementation of co-generation in the district heating system of the Faculty of Mechanical Engineering in Niš | S41-S51 |
| <i>Mirjana S. Laković, Mladen M. Stojiljković, Slobodan V. Laković, Velimir P. Stefanović, Dejan D. Mitrović</i> | |
| Impact of the cold end operating conditions on energy efficiency of the steam power plants | S53-S66 |
| <i>Nebojša M. Jovičić, Goran B. Bošković, Goran V. Vujić, Gordana R. Jovičić, Milan Z. Despotović, Dobrica M. Milovanović, Dušan R. Gordić</i> | |
| Route optimization to increase energy efficiency and reduce fuel consumption of communal vehicles | S67-S78 |
| <i>Bogdana B. Vujić, Srdjan M. Vukmirović, Goran V. Vujić, Nebojša M. Jovičić, Gordana R. Jovičić, Milun J. Babić</i> | |
| Experimental and artificial neural network approach for forecasting of traffic air pollution in urban areas: The case of Subotica | S79-S87 |
| <i>Goran V. Vujić, Nebojša M. Jovičić, Milun J. Babić, Nemanja Z. Stanisavljević, Bojan M. Batinić, Aleksandar R. Pavlović</i> | |
| Assessment of plastic flows and stocks in Serbia using material flow analysis | S89-S95 |
| <i>Dragoslav M. Šumarac, Maja H. Todorović, Maja D. Djurović-Petrović, Nataša R. Trišović</i> | |
| Energy efficiency of residential buildings in Serbia | S97-S113 |
| <i>Vanja M. Šušteršič, Milun J. Babić, Dušan R. Gordić, Milan Z. Despotović, Dobrica M. Milovanović</i> | |
| An overview of the regulatory framework for the geothermal energy in Europe and Serbia | S115-S125 |
| <i>Zoran D. Protić, Miloš S. Nedeljković, Djordje S. Čantrak, Novica Z. Janković</i> | |
| Novel methods for axial fan impeller geometry analysis and experimental investigations of the generated swirl turbulent flow | S125-S139 |
| <i>Miroslav H. Benišek, Dejan B. Ilić, Djordje S. Čantrak, Ivan O. Božić</i> | |
| Investigation of the turbulent swirl flows in a conical diffuser | S141-S154 |

*Milun J. Babić, Dušan R. Gordić, Dubravka N. Jelić,
Davor N. Končalović, Dobrica M. Milovanović,
Nebojša M. Jovičić, Milan Z. Despotović, Vanja M. Šušteršič*

Overview of a new method for designing high efficiency
small hydro power plants S155-169

*Zoran B. Boričić, Dragiša D. Nikodijević,
Dragica R. Milenković, Živojin M. Stamenković,
Dragan S. Živković, Miloš M. Jovanović*

Un steady plane MHD boundary layer flow of a
fluid of variable electrical conductivity S171-S182

*Slobodan R. Savić, Branko R. Obrović,
Milan Z. Despotović, Dušan R. Gordić*

The influence of the magnetic field on the ionized gas
flow adjacent to the porous wall S183-S196

*Radivoje B. Pešić, Aleksandar Lj. Davinić,
Dragan S. Taranović, Danijela M. Miloradović, Snežana D. Petković*

Experimental determination of double Vibe function parameters in diesel
engines with biodiesel S197-S208

Snežana D. Petković, Radivoje B. Pešić, Jovanka K. Lukić

Heat transfer in exhaust system of a cold start engine at
low environmental temperature S209-220

*Predrag D. Milenković, Saša J. Jovanović,
Aleksandra S. Janković, Milan D. Milovanović,
Nenad D. Vitošević, Milan V. Djordjević, Mile M. Raičević*

The influence of brake pads thermal conductivity on
passenger car brake system efficiency S221-S230

Adriana Sida S. Manea, Eugen V. Dobândâ, Milun J. Babić

Theoretical and experimental studies on torque converters S231-S245

*Božidar V. Krstić, Milun J. Babić, Vukić, N. Lazić,
Vladimir N. Raičević, Milan Z. Despotović,
Dragan I. Milosavljević, Vojislav B. Krstić*

Determination analysis of temperature regimes, functional
characteristics and sliding curves of a hydrodynamic clutch S247-S258

| | |
|--|-----------|
| <i>Jelena M. Djoković, Ružica R. Nikolić, Srdjan S. Tadić</i> | |
| Influence of temperature on behavior of the interfacial crack between the two layers | S259-S268 |
| <i>Vukić N. Lazić, Milorad D. Jovanović, Aleksandar S. Sedmak, Srbislav M. Aleksandrović, Dragan I. Milosavljević, Božidar V. Krstić, Rajko D. Čukić</i> | |
| Energetic analysis of hard facing and weld cladding of an air powered drop hammer damaged ram | S269-S284 |
| <i>Dragan I. Milosavljević, Gordana M. Bogdanović, Ljiljana V. Veljović, Aleksandar B. Radaković, Mirjana M. Lazić</i> | |
| Failure criteria of fibre reinforced composites in homogeneous temperature field | S285-S297 |
| <i>Miroslav M. Živković, Aleksandar V. Nikolić, Radovan B. Slavković, Fatima T. Živić</i> | |
| Non-linear transient heat conduction analysis of insulation wall of tank for transportation of liquid aluminum | S299-S312 |
| <i>Miroslav M. Živković, Snežana D. Vulović, Rodoljub S. Vujanac</i> | |
| Assessment of the drum remaining life time in thermal power plant | S313-S321 |

| | |
|---|--|
| National Editorial Board address | Journal <i>Thermal Science</i> P. O. Box 522, 11001 Belgrade, Serbia Phone: (381-11) 245-56-63 · Fax: (381-11) 245-36-70 E-mail: okasn@rcub.bg.ac.rs |
| Editorial secretary | Ljiljana Šopalović, dipl. sociologist |
| Technical editor | Vladimir Živković |
| Web master | Zoran Mihailović |
| UDC | Jasmina Andjelković, Ph. D |
| Computer work | Stanka Petrović |

Information and guidelines for authors

In the journal *Thermal Science* you can publish original scientific papers, previous communications, reviews and professional papers, as well as short reviews of new books and scientific meetings in the fields of fundamental thermal sciences (fluid mechanics, heat and mass transfer, combustion, thermodynamics, chemical processes), important for thermal and chemical engineering, process engineering, energy and power engineering and ecology, and related engineering fields. Following modern trends, besides classical problems of turbulent flow, heat or mass transfer, and combustion, the journal *Thermal Science* started to cover many new engineering topics: biomass combustion, energy efficiency and sustainable development, use of renewable energy sources, heat and mass transfer in fires, thermodynamic optimization of the processes using entropy generation minimization, and many others (fluid flow and heat transfer in nanotechnologies, heat transfer in electronic systems, flow, heat transfer and combustion in internal combustion engines, magneto hydrodynamics, heat transfer and processes in buildings, etc.).

Short abstracts of the M. Sc. and Ph. D. thesis defended at Universities from the countries of the Balkan Region, or done by the young researchers from Balkan Region at the Universities worldwide, are also welcome.

Manuscript will be considered only on the understanding that it is not currently being submitted to other journals.

Submission of an article implies that the results described has not been published previously (except in the form of an abstract or as part of a published lecture or academic thesis), that it is not under consideration for publication elsewhere, that its publication is approved by all authors and that, if accepted, it will not be published elsewhere in the same form, in English or in any other language, without the written consent of the Publisher.

All papers will be sent for peer reviews, to two independent experts. Authors are obliged to follow remarks and comments of the reviewers, as well as to follow Instructions for preparing manuscripts, and technical remarks and corrections of the Editorial Board.

Papers will be published in English, and authors are obliged to submit papers only in English, free of typing errors (please use Spell Checking). All titles of the papers listed in the list of references have to be in English, or translated in English with indication of the original language.

Editorial Board has right to make small lector corrections and to shorten text of the paper, which would not influence author's ideas and presentation. After computer lay-out of the paper, authors will obtain text as .pdf file for approval.

The manuscripts, not exceeding 16 pages, including figures and tables, should be submitted in electronic form only in MS Word (.doc file) or LaTeX format (.tex file), and sent to: okasn@rcub.bg.ac.rs and/or bakiev@vinca.rs

For each author full name, personal (or first) name(s) and family (or last) name(s), and affiliation, have to be given. Family or last name(s) has to be written in capital letters. In the case of more than one author, the name of corresponding author should be indicated, with full postal address, E-mail address, and affiliation.

Each paper has to be written according to following order: title, author(s), affiliation(s), abstract, key words, body of the text with numerated sections and subsections including introduction, conclusions, acknowledgment (if necessary), nomenclature, and references. Pages must have page numbers.

Corresponding author will obtain 10 reprints of the paper.

Detailed **Instruction for preparing manuscripts** can be find at web site of the journal *Thermal Science*: <http://thermalscience.vinca.rs>

**The papers not prepared according to the instruction rules
will be returned to the authors for proper preparation.**

THE INFLUENCE OF THE MAGNETIC FIELD ON THE IONIZED GAS FLOW ADJACENT TO THE POROUS WALL

by

Slobodan R. SAVIĆ*, **Branko R. OBROVIĆ**,
Milan Z. DESPOTOVIĆ, and **Dušan R. GORDIĆ**

Faculty of Mechanical Engineering, University of Kragujevac, Kragujevac, Serbia

Original scientific paper
UDC: 537.565:533.6.011
DOI: 10.2298/TSCI100506023S

This paper studies the influence of the magnetic field on the planar laminar steady flow of the ionized gas in the boundary layer. The present outer magnetic field is homogeneous and perpendicular to the body within the fluid. The gas of the same physical characteristics as the gas in the main flow is injected (ejected) through the contour of the body. The governing boundary layer equations for different forms of the electroconductivity variation law are transformed, brought to a generalized form and solved numerically in a four-parametric approximation. It has been determined that the magnetic field, through the magnetic parameter, has a great influence on certain quantities and characteristics of the boundary layer. It has also been shown that this parameter has an especially significant influence on the non-dimensional friction function, and hence the boundary layer separation point.

Key words: *ionized gas, boundary layer, porous wall, magnetic field, magnetic parameter, electroconductivity*

Introduction

The main objective of this investigation is to obtain generalized equations of the ionized gas flow adjacent the porous wall by application of the general similarity method, and to perceive the influence of the magnetic field on certain physical quantities and characteristic functions of the boundary layer.

The general similarity method was first used by Loitsianskii [1, 2]. In its original version, it was successfully used for problems of planar flow in the dissociated gas boundary layer [3, 4]. The method was then modified by Saljnikov [5]. Saljnikov's version of this method was applied in the MHD boundary layer theory for solution of different problems of bodies within electroconductive incompressible fluids. In the papers [6-8] flow problems in the case when the outer magnetic field is normal to the body contour were solved. In these

* Corresponding author; e-mail: ssavic@kg.ac.rs

q-flow problems, the fluid electroconductivity was either constant [6, 7] or different forms of electroconductivity variation laws were used [8]. The importance of electroconductivity variation was pointed out both for a practical application and theoretical and methodological aspects.

The paper [1] deals with the ionized gas flow in the boundary layer adjacent a flat plate, in the presence of magnetic field. The paper [9] studies the ionized gas flow in the boundary layer adjacent a non-porous body of arbitrary shape, while the papers [10, 11] study the same flow but adjacent a porous body of arbitrary shape. For both cases, different electroconductivity variation laws are used. The influence of electroconductivity variation on ionized gas flow adjacent the porous wall was also investigated [12].

The general similarity method in its both versions is based on the usage of a momentum equation and introduction of corresponding sets of parameters [4] that represent the so-called similarity parameters. In this paper, Saljnikov's version of the general similarity method is applied.

Model formulation

The results obtained in the boundary layer theory have a wide technical application. Boundary layer management in the technical practice can be achieved in different ways [13]. A body of porous contour, through which a fluid of the same characteristics as in the main current is injected ($v_w(x) > 0$) or ejected ($v_w(x) < 0$) with the velocity v_w (figure 1), is often used. One of successful ways of boundary layer management is by using a transversal magnetic field.

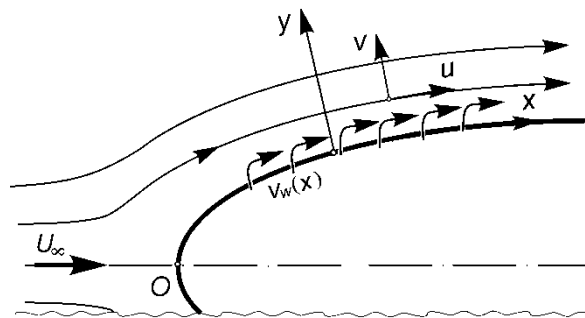


Figure 1. The gas flow adjacent to the body

If the ionized gas (air) flows in the magnetic field of the power $B_m = B_m(x)$, an electric flow is formed in the gas. The electric flow generates Lorentz force and Joule's heat. Due to these to effects, new terms that cannot be found in the equations for homogeneous unionized gas [1] appear in the ionized gas boundary layer equations.

One of the most important properties of the ionized gas is its electroconductivity σ . In order to perceive a full influence of the transversal magnetic field on the boundary layer characteristics, in the papers [9, 14, 15] three characteristic variation laws of σ were used:

$$\sigma = \sigma(x) \quad (1)$$

$$\sigma = \sigma_0 \left(1 - \frac{u}{u_e} \right) \quad (2)$$

$$\sigma = \sigma_0 \frac{v_0}{u_e^2} \frac{\partial u}{\partial y}, \quad \sigma_0, v_0 = \text{const} \quad (3)$$

Therefore, the electroconductivity depends only on the longitudinal coordinate x (1), it is a function of the velocity ratio (2) and it is a function of the longitudinal velocity gradient (3).

In the case of the ionized gas flow in the magnetic field adjacent the porous wall under the conditions of equilibrium ionization, the governing equation system of the steady laminar planar boundary layer [1, 13] is:

$$\frac{\partial}{\partial x} (\rho u) + \frac{\partial}{\partial y} (\rho v) = 0 \quad (4)$$

$$\rho u \frac{\partial u}{\partial x} + \rho v \frac{\partial u}{\partial y} = \rho_e u_e \frac{du_e}{dx} + \frac{\partial}{\partial y} \left(\mu \frac{\partial u}{\partial y} \right) - \underline{\sigma B_m^2 u} \quad (5)$$

$$\rho u \frac{\partial h}{\partial x} + \rho v \frac{\partial h}{\partial y} = -u \rho_e u_e \frac{du_e}{dx} + \mu \left(\frac{\partial u}{\partial y} \right)^2 + \frac{\partial}{\partial y} \left(\frac{\mu}{Pr} \frac{\partial h}{\partial y} \right) + \underline{\sigma B_m^2 u^2} \quad (6)$$

where (4) is the continuity equation, (5) dynamic and (6) energy equation.

The boundary conditions are as follows:

$$\begin{aligned} u = 0, \quad v = v_w(x), \quad h = h_w \quad \text{for } y = 0 \\ u \rightarrow u_e(x), \quad h \rightarrow h_e(x) \quad \text{for } y \rightarrow \infty \end{aligned} \quad (7)$$

The subscript "e" stands for physical quantities at the outer edge of the boundary layer, and the subscript "w" denotes the quantities on the wall of the body within the fluid.

The terms $-\sigma B_m^2 u$ and $\sigma B_m^2 u^2$ are determined with the order of Lorentz force and Joule's heat. The system (4) – (6) applies for the laws (2) and (3). If the electroconductivity changes in accordance with the law (1), the underlined terms in (5) and (6) are:

$$\underline{+ \sigma B_m^2 (u_e - u)} \quad (5')$$

$$\underline{+ \sigma B_m^2 (u^2 - uu_e)} \quad (6')$$

Transformations

The general similarity method is based on the usage of a momentum equation. In order for this equation to have the simplest form instead of physical coordinates, new variables are introduced:

$$s(x) = \frac{1}{\rho_0 \mu_0} \int_0^x \rho_w \mu_w dx, \quad z(x, y) = \frac{1}{\rho_0} \int_0^y \rho dy \quad (8)$$

as well as the stream function $\psi(s, z)$ by the relations:

$$u = \frac{\partial \psi}{\partial z}, \quad \tilde{v} = \frac{\rho_0 \mu_0}{\rho_w \mu_w} \left(u \frac{\partial z}{\partial x} + v \frac{\rho}{\rho_0} \right) = - \frac{\partial \psi}{\partial s} \quad (9)$$

The quantities ρ_0 and μ_0 denote the known values of density and dynamic viscosity at a certain point of the boundary layer.

The boundary condition for the transversal velocity in (7) is characteristic for the porous wall. In order for the governing equations (4)-(6) to become generalized, the boundary conditions (7) should be brought to a form which applies to the non-porous structure.

Therefore, a new stream function $\psi^*(s, z)$ is introduced as:

$$\psi(s, z) = \psi_w(s) + \psi^*(s, z), \quad \psi^*(s, 0) = 0 \quad (10)$$

where $\psi(s, 0) = \psi_w(s)$ is a function of the flow adjacent to the body within the fluid.

Another transformation of variables is needed. A new non-dimensional stream function Φ and non-dimensional enthalpy \bar{h} are introduced by the following transformations:

$$s = s, \quad \eta(s, z) = \frac{\sqrt{u_e^b}}{K(s)} z, \quad \psi^*(s, z) = \frac{u_e}{\sqrt{u_e^b}} K(s) \Phi(\eta, \kappa, (f_k), (g_k), (\Lambda_k)) \quad (11)$$

$$h(s, z) = h_1 \cdot \bar{h}(\eta, \kappa, (f_k), (g_k), (\Lambda_k))$$

$$h_1 = h_e + \frac{u_e^2}{2} = \text{const}, \quad K(s) = \sqrt{a v_0 \int_0^s u_e^{b-1} ds}, \quad a, b = \text{const} \quad (12)$$

In the relations (11) $\kappa = f_0$ is a local parameter of the ionized gas compressibility, (f_k) stands for a set of parameters of Loitsianskii's type [1], (g_k) is a set of magnetic parameters, and (Λ_k) denotes a set of porous wall parameters [10]. The introduced sets of parameters represent new independent variables (instead of the variable s) and for electroconductivity variation laws (1) and (2), they are defined as:

$$\kappa = f_0(s) = \frac{u_e^2}{2h_1} \quad (13)$$

$$f_k(s) = u_e^{k-1} u_e^{(k)} Z^{**k}, \quad k = 1, 2, 3, \dots \quad (14)$$

$$g_k(s) = u_e^{k-1} N_\sigma^{(k-1)} Z^{**k} \quad (15)$$

$$\Lambda_k(s) = -u_e^{k-1} \left(\frac{V_w}{\sqrt{V_0}} \right)^{(k-1)} \cdot Z^{**k-1/2} \quad (16)$$

where:

$$\begin{aligned} Z^{**} &= \frac{\Delta^{**2}}{v_0}, \quad N_\sigma = \frac{\rho_0 \mu_0}{\rho_w \mu_w} \bar{N} \\ \Delta^*(s) &= \int_0^\infty \left(\frac{\rho_e}{\rho} - \frac{u}{u_e} \right) dz, \quad \Delta^{**}(s) = \int_0^\infty \frac{u}{u_e} \left(1 - \frac{u}{u_e} \right) dz \\ \tau_w(s) &= \left(\mu \frac{\partial u}{\partial y} \right)_{y=0} = \frac{\rho_w \mu_w}{\rho_0} \frac{u_e}{\Delta^{**}} \zeta; \quad \zeta(s) = \left[\frac{\partial(u/u_e)}{\partial(z/\Delta^{**})} \right]_{z=0}, \quad H = \frac{\Delta^*}{\Delta^{**}} \\ (1) \quad H_1 &= \frac{\Delta_1^*}{\Delta^{**}}, \quad \bar{N} = \frac{\sigma B_m^2}{\rho_e}, \quad \Delta_1^*(s) = \int_0^\infty \frac{\rho_e}{\rho} \left(1 - \frac{u}{u_e} \right) dz \\ F_{mp} &= 2[\zeta - (2+H)f_1] - 2g_1 H_1 - 2\Lambda_1 \\ (2) \quad H_1 &= \frac{\Delta_1^{**}}{\Delta^{**}}, \quad \bar{N} = \frac{\sigma_0 B_m^2}{\rho_e}, \quad \Delta_1^{**}(s) = \int_0^\infty \frac{u}{u_e} \left(1 - \frac{u}{u_e} \right) \frac{\rho_e}{\rho} dz \\ F_{mp} &= 2[\zeta - (2+H)f_1] + 2g_1 H_1 - 2\Lambda_1 \end{aligned} \quad (17)$$

For the law (3), only the set of magnetic parameters (15) is different:

$$g_k(s) = u_e^{k-2} N_\sigma^{(k-1)} v_0^{1/2} Z^{**k-1/2}, \quad k=1, 2, 3, \dots \quad (15')$$

here:

$$N_\sigma = \frac{\rho_0 \mu_0}{\rho_w \mu_w} \frac{\sigma_0 B_m^2}{\rho_0}, \quad F_{mp} = 2[\zeta - (2+H)f_1] + g_1 - 2\Lambda_1 \quad (17')$$

Each of the sets of parameters satisfies the corresponding recurrent simple differential equation:

$$\frac{u_e}{u_e'} f_1 \frac{d\kappa}{ds} = 2 \kappa f_1 = \theta_0 \quad (18)$$

$$\frac{u_e}{u_e'} f_1 \frac{df_k}{ds} = [(k-1)f_1 + kF_{mp}] f_k + f_{k+1} = \theta_k, \quad k=1, 2, 3, \dots \quad (19)$$

$$\frac{u_e}{u_e'} f_1 \frac{dg_k}{ds} = \left[(k-2)f_1 + \left(k - \frac{1}{2} \right) F_{mp} \right] g_k + g_{k+1} = \gamma_k \quad (20)$$

$$\frac{u_e}{u_e'} f_1 \frac{d\Lambda_k}{ds} = \left\{ (k-1)f_1 + [(2k-1)/2] F_{mp} \right\} \Lambda_k + \Lambda_{k+1} = \chi_k \quad (21)$$

Applying the similarity transformations (11) and (13)-(16), *i. e.* (15'), a general mathematical model of the ionized gas flow adjacent the porous wall for the law (1) is obtained:

$$\begin{aligned} & \frac{\partial}{\partial \eta} \left(Q \frac{\partial^2 \Phi}{\partial \eta^2} \right) + \frac{aB^2 + (2-b)f_1}{2B^2} \Phi \frac{\partial^2 \Phi}{\partial \eta^2} + \frac{f_1}{B^2} \left[\frac{\rho_e}{\rho} - \left(\frac{\partial \Phi}{\partial \eta} \right)^2 \right] + \frac{g_1}{B^2} \frac{\rho_e}{\rho} \left(1 - \frac{\partial \Phi}{\partial \eta} \right) + \\ & + \frac{\Lambda_1}{B} \frac{\partial^2 \Phi}{\partial \eta^2} = \frac{1}{B^2} \left[\sum_{k=0}^{\infty} \theta_k \left(\frac{\partial \Phi}{\partial \eta} \frac{\partial^2 \Phi}{\partial \eta \partial \mathcal{F}_k} - \frac{\partial \Phi}{\partial \mathcal{F}_k} \frac{\partial^2 \Phi}{\partial \eta^2} \right) + \sum_{k=1}^{\infty} \gamma_k \left(\frac{\partial \Phi}{\partial \eta} \frac{\partial^2 \Phi}{\partial \eta \partial \mathcal{G}_k} - \frac{\partial \Phi}{\partial \mathcal{G}_k} \frac{\partial^2 \Phi}{\partial \eta^2} \right) + \right. \\ & \left. + \sum_{k=1}^{\infty} \chi_k \left(\frac{\partial \Phi}{\partial \eta} \frac{\partial^2 \Phi}{\partial \eta \partial \Lambda_k} - \frac{\partial \Phi}{\partial \Lambda_k} \frac{\partial^2 \Phi}{\partial \eta^2} \right) \right] \end{aligned} \quad (22)$$

$$\begin{aligned} & \frac{\partial}{\partial \eta} \left(\frac{Q}{Pr} \frac{\partial \bar{h}}{\partial \eta} \right) + \frac{aB^2 + (2-b)f_1}{2B^2} \Phi \frac{\partial \bar{h}}{\partial \eta} - \frac{2\kappa f_1}{B^2} \frac{\rho_e}{\rho} \frac{\partial \Phi}{\partial \eta} + 2\kappa Q \left(\frac{\partial^2 \Phi}{\partial \eta^2} \right)^2 - \\ & - \frac{2\kappa g_1}{B} \frac{\rho_e}{\rho} \left(1 - \frac{\partial \Phi}{\partial \eta} \right) \frac{\partial \Phi}{\partial \eta} + \frac{\Lambda_1}{B} \frac{\partial \bar{h}}{\partial \eta} = \frac{1}{B^2} \left[\sum_{k=0}^{\infty} \theta_k \left(\frac{\partial \Phi}{\partial \eta} \frac{\partial \bar{h}}{\partial \mathcal{F}_k} - \frac{\partial \Phi}{\partial \mathcal{F}_k} \frac{\partial \bar{h}}{\partial \eta} \right) + \right. \\ & \left. + \sum_{k=1}^{\infty} \gamma_k \left(\frac{\partial \Phi}{\partial \eta} \frac{\partial \bar{h}}{\partial \mathcal{G}_k} - \frac{\partial \Phi}{\partial \mathcal{G}_k} \frac{\partial \bar{h}}{\partial \eta} \right) + \sum_{k=1}^{\infty} \chi_k \left(\frac{\partial \Phi}{\partial \eta} \frac{\partial \bar{h}}{\partial \Lambda_k} - \frac{\partial \Phi}{\partial \Lambda_k} \frac{\partial \bar{h}}{\partial \eta} \right) \right] \end{aligned} \quad (23)$$

In the equations (22) and (23), the non-dimensional boundary layer characteristic B is determined with the expression:

$$B(s) = \int_0^{\infty} \frac{\partial \Phi}{\partial \eta} \left(1 - \frac{\partial \Phi}{\partial \eta} \right) d\eta$$

For the non-dimensional function Q [11] and for the density ratio ρ_e/ρ [3], the following approximate formulae are used:

$$Q = Q(\bar{h}) = \sqrt[3]{\frac{\bar{h}_w}{\bar{h}}}, \quad \frac{\rho_e}{\rho} \approx \frac{\bar{h}}{1 - \kappa} \quad (24)$$

Using the law (2), the underlined terms in (22) and (23) are:

$$- \frac{g_1}{B^2} \frac{\rho_e}{\rho} \left(1 - \frac{\partial \Phi}{\partial \eta} \right) \frac{\partial \Phi}{\partial \eta} \quad (22')$$

$$+ \frac{2\kappa g_1}{B} \frac{\rho_e}{\rho} \left(1 - \frac{\partial \Phi}{\partial \eta} \right) \left(\frac{\partial \Phi}{\partial \eta} \right)^2 \quad (23')$$

while for the law (3), they are as follows:

$$-\frac{g_1}{B} \frac{\partial^2 \Phi}{\partial \eta^2} \frac{\partial \Phi}{\partial \eta} \quad (22'')$$

$$+\frac{2\kappa g_1}{B} \frac{\partial^2 \Phi}{\partial \eta^2} \left(\frac{\partial \Phi}{\partial \eta} \right)^2 \quad (23'')$$

The transformed boundary conditions are:

$$\begin{aligned} \Phi = \frac{\partial \Phi}{\partial \eta} = 0, \quad \bar{h} = \bar{h}_w = \text{const.} \quad \text{for} \quad \eta = 0 \\ \frac{\partial \Phi}{\partial \eta} \rightarrow 1, \quad \bar{h} \rightarrow \bar{h}_e = 1 - \kappa \quad \text{for} \quad \eta \rightarrow \infty \end{aligned} \quad (25)$$

Solution of thus obtained equation system is possible only when there are a relatively small number of parameters. Assuming that:

$$\begin{aligned} \kappa = f_0 \neq 0, \quad f_1 = f \neq 0, \quad g_1 = g \neq 0, \quad \Lambda_1 = \Lambda \neq 0 \\ f_2 = f_3 = \dots = 0, \quad g_2 = g_3 = \dots = 0, \quad \Lambda_2 = \Lambda_3 = \dots = 0 \end{aligned} \quad (26)$$

and that: $\partial/\partial\kappa=0$, $\partial/\partial g_1=0$, $\partial/\partial\Lambda_1=0$, the transformed equation system is significantly simplified. Furthermore, the order of the differential equations is decreased by the change:

$$\frac{u}{u_e} = \frac{\partial \Phi}{\partial \eta} = \varphi = \varphi(\eta, \kappa, f, g, \Lambda) \quad (27)$$

therefore, (22) and (23) in a four-parametric three times localized approximation take the following form:

$$\begin{aligned} \frac{\partial}{\partial \eta} \left(Q \frac{\partial \varphi}{\partial \eta} \right) + \frac{aB^2 + (2-b)f}{2B^2} \Phi \frac{\partial \varphi}{\partial \eta} + \frac{f}{B^2} \left(\frac{\rho_e}{\rho} - \varphi^2 \right) + \frac{g}{B^2} \frac{\rho_e}{\rho} (1-\varphi) + \\ + \frac{\Lambda}{B} \frac{\partial \varphi}{\partial \eta} = \frac{F_{mp} f}{B^2} \left(\varphi \frac{\partial \varphi}{\partial \xi} - \frac{\partial \Phi}{\partial \xi} \frac{\partial \varphi}{\partial \eta} \right) \end{aligned} \quad (28)$$

$$\begin{aligned} \frac{\partial}{\partial \eta} \left(\frac{Q}{Pr} \frac{\partial \bar{h}}{\partial \eta} \right) + \frac{aB^2 + (2-b)f}{2B^2} \Phi \frac{\partial \bar{h}}{\partial \eta} - \frac{2\kappa f}{B^2} \frac{\rho_e}{\rho} \varphi + 2\kappa Q \left(\frac{\partial \varphi}{\partial \eta} \right)^2 - \\ - \frac{2\kappa g}{B^2} \frac{\rho_e}{\rho} (1-\varphi)\varphi + \frac{\Lambda}{B} \frac{\partial \bar{h}}{\partial \eta} = \frac{F_{mp} f}{B^2} \left(\varphi \frac{\partial \bar{h}}{\partial \xi} - \frac{\partial \Phi}{\partial \xi} \frac{\partial \bar{h}}{\partial \eta} \right) \end{aligned} \quad (29)$$

The following terms are different:

$$-\frac{g}{B^2} \frac{\rho_e}{\rho} (1-\varphi)\varphi \quad (28')$$

$$+ \frac{2\kappa g}{B^2} \frac{\rho_e}{\rho} (1-\varphi)\varphi^2 \quad (29')$$

$$- \frac{g}{B} \frac{\partial \varphi}{\partial \eta} \varphi \quad (28'')$$

$$+ \frac{2\kappa g}{B} \frac{\partial \varphi}{\partial \eta} \varphi^2 \quad (29''')$$

The boundary conditions (25) remain unchanged.
In this system, the subscript 1 is left out in the first parameters.

Numerical procedure

The obtained system is numerically solved using the "passage method". When this method is applied, some derivatives of the variables are replaced with the corresponding finite differences ratio, and then the solution of partial differential equations comes down to solution of a system of linear algebraic equations:

$$a_{M,K+1}^i \varphi_{M-1,K+1}^i - 2b_{M,K+1}^i \varphi_{M,K+1}^i + c_{M,K+1}^i \varphi_{M+1,K+1}^i = g_{M,K+1}^i \quad (30)$$

$$a_{M,K+1}^j \bar{h}_{M-1,K+1}^j - 2b_{M,K+1}^j \bar{h}_{M,K+1}^j + c_{M,K+1}^j \bar{h}_{M+1,K+1}^j = g_{M,K+1}^j \quad (31)$$

$M = 2, 3, \dots, N-1; \quad K = 0, 1, 2, \dots; \quad i, j = 0, 1, 2, \dots$

$$\Phi_{1,K+1}^i = \varphi_{1,K+1}^i = 0, \quad \bar{h}_{1,K+1}^j = \bar{h}_w = \text{const.} \quad \text{for } M = 1 \quad (32)$$

$$\varphi_{N,K+1}^i = 1, \quad \bar{h}_{N,K+1}^j = 1 - \kappa \quad \text{for } M = N$$

Based on the algebraic equations (30)-(32), the following formulae are obtained:

$$\varphi_{N,K+1}^i = 1 \quad (33)$$

$$\varphi_{M,K+1}^i = K_{M,K+1}^i + L_{M,K+1}^i \varphi_{M+1,K+1}^i \quad (34)$$

$$\varphi_{1,K+1}^i = 0 \quad (35)$$

$$\bar{h}_{N,K+1}^j = 1 - \kappa \quad (36)$$

$$\bar{h}_{M,K+1}^j = K_{M,K+1}^j + L_{M,K+1}^j \bar{h}_{M+1,K+1}^j \quad (37)$$

$$\bar{h}_{1,K+1}^j = \bar{h}_w = \text{const.}$$

$$M = N-1, N-2, \dots, 3, 2 \quad (38)$$

$$i, j = 1, 2, 3, \dots$$

Based on these formulae, the values of the functions φ and \bar{h} can be calculated at discrete points, in the direction of decrease of the index M . Here, K and L are passage coefficients that depend on the coefficients a , b , c and g . These coefficients vary depending on the applied electroconductivity variation law (1)-(3).

For a concrete solution of the generalized equation system (28)-(29), *i. e.* the corresponding system expressed by finite differences (33)-(38), a program in FORTRAN has been written. Investigations performed using thermo-dynamic tables for air have undoubtedly shown that Pr number for ionized gas can be considered approximately constant. In this paper, equations are solved for $Pr = 0.712$. The optimal values for the constants a and b are: $a = 0.4408$, $b = 5.7140$. The accepted values for characteristic functions B and F_{mp} at a zero iteration [3] are $B_{K+1}^0 = 0.469$ and $F_{mp,K+1}^0 = 0.4411$.

Results and discussion

In order to perceive the influence of the magnetic field on the characteristics of the boundary layer, the equation system (28)-(29) is solved for different, in advance given, values of the compressibility parameter $\kappa = f_0$, porosity parameter A and magnetic parameter g . Based on the obtained results for all three applied electroconductivity change laws, diagrams (figures 2, 3, 4, 5, 6, 7, 8, 9, 10, and 11) are drawn and some interesting conclusions on the influence of certain quantities on the solution of the flow problem are made. Especially important are the following conclusions concerning the influence of the magnetic field:

- The magnetic field has no significant influence on distribution of non-dimensional flow velocity u/u_e (figures 2 and 3). At different cross-sections of the boundary layer, independently on the electroconductivity variation, this velocity converges towards unity very fast;
- A change in the magnetic field, *i. e.* in the magnetic parameter has an insignificant influence on distribution of the non-dimensional enthalpy (figures 4 and 5) in the boundary layer (for all three used electroconductivity variation laws);
- The magnetic parameter g , and hence the magnetic field, have a great influence on the boundary layer quantities B , ζ and F_{mp} (figures 6, 7, 8, 9, 10, and 11). An increase in the value of magnetic parameter causes increases in these quantities (laws (2) and (3)), while for the law (1) an opposite effect is noticed;
- The influences of the magnetic field on the non-dimensional friction function ζ , and consequently on the boundary layer separation point is particularly pointed out. Figures 8 and 9 show that when the value of the magnetic field is increased (laws (2) and (3)), the friction increases and the boundary layer separation point moves down the fluid flow. Therefore, the influence of the magnetic field is positive because it postpones the separation of the boundary layer. When the law (1) is applied, the effect of the magnetic field is negative, and

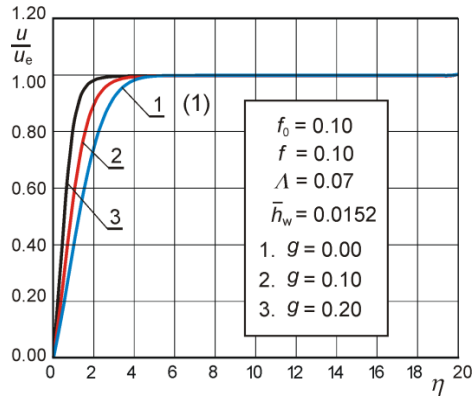


Figure 2. Distribution of the non-dimensional velocity for the law (1)

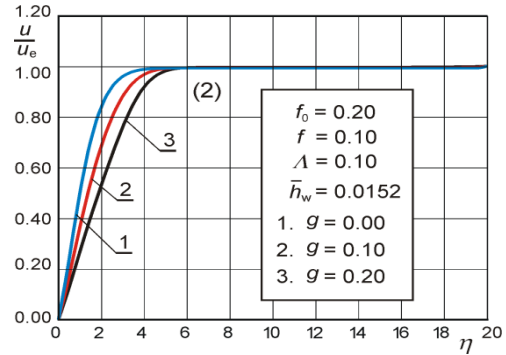


Figure 3. Distribution of the non-dimensional velocity for the law (2)

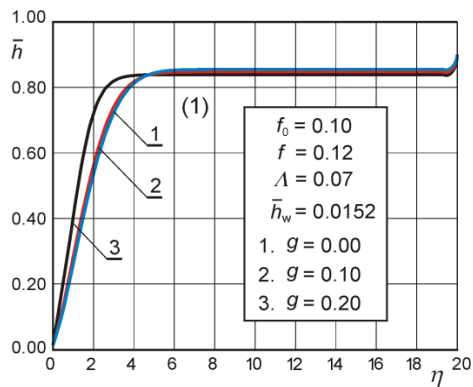


Figure 4. Diagram of the non-dimensional enthalpy for the law (1)

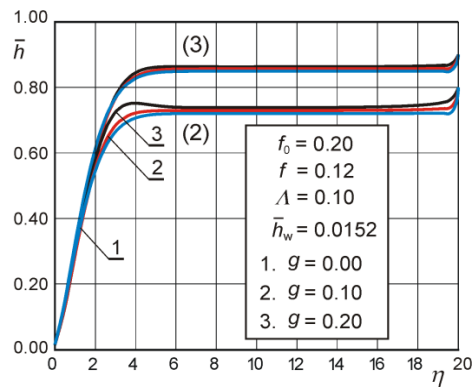


Figure 5. Diagram of the non-dimensional enthalpy for the laws (2) and (3)

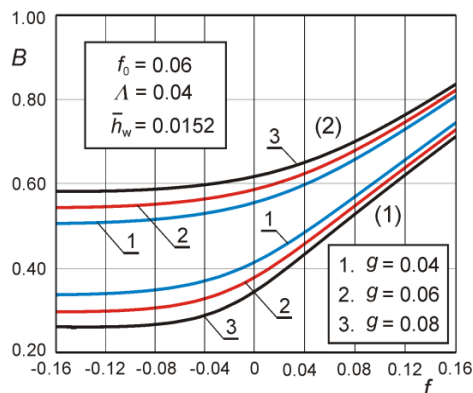


Figure 6. The characteristic of boundary layer B for the laws (1) and (2)

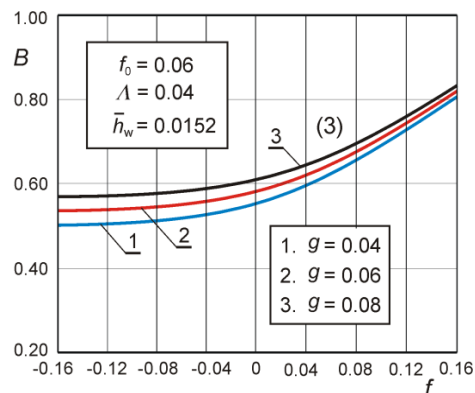


Figure 7. The characteristic of boundary layer B (3)

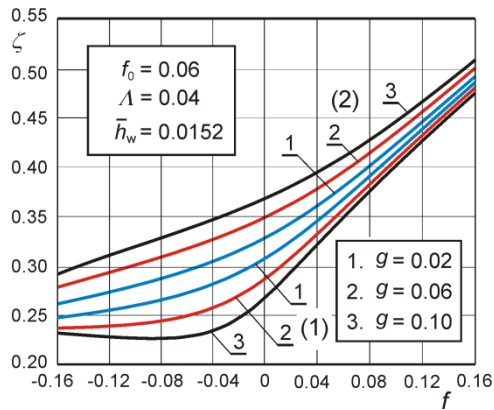


Figure 8. The non-dimensional friction function for the laws (1) and (2)

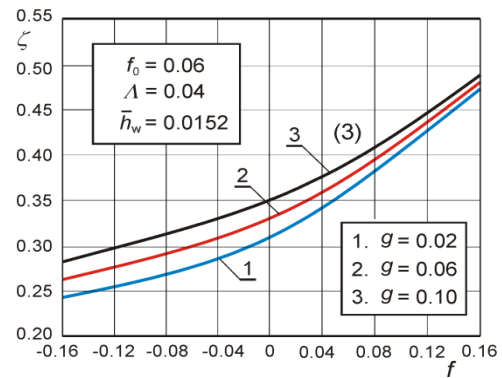


Figure 9. The non-dimensional friction function (3)

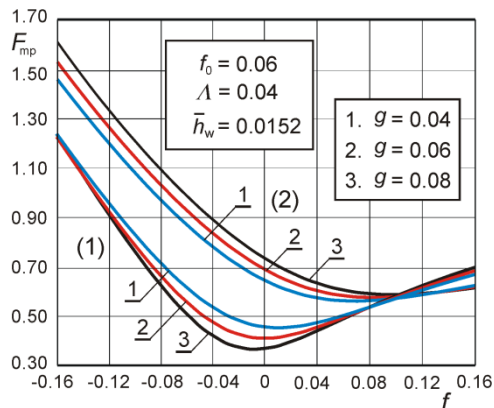


Figure 10. Distribution of the non-dimensional function F_{mp} for the laws (1) and (2)

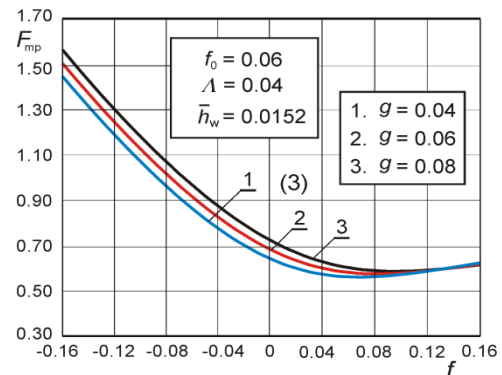


Figure 11. Distribution of the non-dimensional function F_{mp} (3)

- The magnetic parameter in the confuser region of the boundary layer, for all three electroconductivity variation laws, has a relatively small influence on the characteristic function F_{mp} . In the diffuser region, however, this influence increases, laws (2) and (3), while for the law (1) the influence is the greatest at the beginning of the region and then it decreases (figures 10 and 11).

Conclusions

This paper investigates the influence of the transversal magnetic field on the ionized gas flow in the boundary layer adjacent the body in the conditions of the mass transfer through a porous wall.

Complex flows are of great importance and have a practical application in the area of high velocity aerodynamics which is usually associated with thermal protection of the aircraft surface. This is a topic of a great current interest.

Taking into consideration the importance of electroconductivity variation both for theoretical investigations and practical applications, a general mathematical model is obtained for three most frequently used electroconductivity variation laws. Saljnikov's version of the general similarity method, which should be taken as approximate, was used in the paper. Application of approximate methods has numerous advantages. Not only are solutions obtained fast, but they also facilitate establishing correlations with different areas and reaching general conclusions. Furthermore, when flow physics is involved, complex mathematical problems appear and then approximate methods, like general similarity method used in this paper, become the only possible. Therefore development of approximate methods should be by all means encouraged.

Acknowledgement

This paper is the result of the investigations carried out within the scientific project ON144022 supported by the Ministry of Science and Environmental Protection of the Republic of Serbia.

Nomenclature

| | | | |
|-----------|--|----------------------|---|
| a, b | – constants, [–] | Q | – non-dimensional function, [–] |
| B | – boundary layer characteristic, [–] | s | – new longitudinal variable, [m] |
| B_m | – induction of outer magnetic field [$= B_m(x)$], [Vsm^{-2}] | u | – longitudinal projection of velocity in the boundary layer, [ms^{-1}] |
| c_p | – specific heat of ionized gas at constant pressure, [$Jkg^{-1}K^{-1}$] | u_e | – velocity at the boundary layer outer edge, [ms^{-1}] |
| F_{mp} | – characteristic boundary layer function, [–] | V_w | – conditional transversal velocity, [ms^{-1}] |
| f_1 | – first form parameter ($= f$), [–] | v | – transversal projection of velocity in the boundary layer, [ms^{-1}] |
| f_k | – set of form parameters, [–] | v_w | – velocity of injection (or ejection) of the fluid, [ms^{-1}] |
| g_1 | – first magnetic parameter ($= g$), [–] | x, y | – longitudinal and transversal coordinate, [m] |
| g_k | – set of magnetic parameters, [–] | Z^{**} | – function, [s] |
| H | – boundary layer characteristic, [–] | z | – new transversal variable, [m] |
| H_1 | – boundary layer characteristic, [–] | <i>Greek letters</i> | |
| h | – enthalpy, [Jkg^{-1}] | Δ^* | – conditional displacement thickness, [m] |
| \bar{h} | – non-dimensional enthalpy, [–] | Δ_1^* | – conditional thickness, [m] |
| h_e | – enthalpy at the outer edge of the boundary layer, [Jkg^{-1}] | Δ^{**} | – conditional momentum loss thickness, [m] |
| h_w | – enthalpy at the wall of the body within the fluid, [Jkg^{-1}] | Δ_1^{**} | – conditional thickness, [m] |
| h_1 | – enthalpy at the front stagnation point of the body within the fluid, [Jkg^{-1}] | ζ | – non-dimensional friction function, [–] |
| i, j | – iteration number, [–] | η | – non-dimensional transversal coordinate, [–] |
| M | – discrete point, [–] | | |
| Pr | – Prandtl number ($= \mu c_p / \lambda$), [–] | | |

| | | | |
|-----------|---|----------|--|
| κ | – local compressibility parameter (= f_0), [–] | ρ | – density of ionized gas, [kgm^{-3}] |
| A_1 | – first porosity parameter (= A), [–] | ρ_e | – ionized gas density at the outer edge of the boundary layer, [kgm^{-3}] |
| A_k | – set of porosity parameters, [–] | ρ_0 | – known values of density of the ionized gas, [kgm^{-3}] |
| λ | – thermal conductivity coefficient, [$\text{Wm}^{-1}\text{K}^{-1}$] | ρ_w | – given distributions of density at the wall of the body within the fluid, [kgm^{-3}] |
| μ | – dynamic viscosity, [Pas] | σ | – electroconductivity, [$\text{Nm}^3\text{V}^{-2}\text{s}^{-1}$] |
| μ_0 | – known values of dynamic viscosity of the ionized gas, [Pas] | τ_w | – shear stress at the wall of the body within the fluid, [Nm^{-2}] |
| μ_w | – given distributions of dynamic viscosity at the wall of the body within the fluid, [Pas] | Φ | – non-dimensional stream function, [–] |
| ν_0 | – kinematic viscosity at a concrete point of the boundary layer, [m^2s^{-1}] | Ψ | – stream function, [m^2s^{-1}] |
| | | ψ^* | – new stream function, [m^2s^{-1}] |

References

- [1] Loitsianskii, L. G., Laminar Boundary Layer (in Russian), FML, Moscow, Russia, 1962
- [2] Loitsianskii, L. G., Liquid and Gas Mechanics (in Russian), Nauka, Moscow, Russia, 1978
- [3] Krivtsova, N. V., Parameter Method of Solving the Laminar Boundary Layer Equations with Axial Pressure Gradient in the Conditions of Equilibrium Dissociation of the Gas (in Russian), *Engineering-Physical Journal*, 10 (1966), 2, pp. 143 - 153
- [4] Krivtsova, N. V., Laminar Boundary Layer in an Equilibrium Dissociated Gas for Arbitrary External Velocity Distribution (in Russian), *Mehanika Zhidkosti i Gaza*, 1 (1966), 5, pp. 106 - 112
- [5] Saljnikov, V., Dallmann, U., Generalized Similarity Solutions for Three Dimensional, Laminar, Steady Compressible Boundary Layer Flows on Swept, Profiled Cylinders (in German), Institute for Theoretical Fluid Mechanics, DLR-FB 89 - 34, Göttingen, Germany, 1989
- [6] Boričić, Z., Nikodijević, D., Živković, D., One Problem of a Steady Plane MHD Boundary Layer (in Serbian), *Proceedings*, 19th Yugoslav Congress of Theoretical and Applied Mechanics, Ohrid, Yugoslavia, 1990, pp. 213 - 217
- [7] Boričić, Z., Nikodijević, D., Obrović, B., Unsteady Flow of Liquid whose Electroconductivity is a Function of the Longitudinal Velocity Gradient in MHD Boundary Layer on a Body (in Serbian), *Proceedings*, 20th Yugoslav Congress of Theoretical and Applied Mechanics, Kragujevac, Serbia, 1993, pp. 136 - 139
- [8] Saljnikov, V., Boričić, Z., Nikodijević, D., Parametric Method in Unsteady MHD Boundary Layer Theory of Fluid with Variable Electroconductivity, *Facta Universitatis, Series: Mechanics, Automatic Control and Robotics*, 2 (1997), 7/2, pp. 331-340
- [9] Saljnikov, V., Obrović B., Savić, S., Ionized Gas Flow in the Boundary Layer for Different Forms of the Electroconductivity Variation Flow, *Theoret. Appl. Mech.*, 26 (2001), 1, pp. 15-31
- [10] Obrović B., Savić, S., Ionized Gas Boundary Layer on a Porous Wall of the Body within the Electroconductive Fluid, *Theoret. Appl. Mech.*, 31 (2004), 1, pp. 47-71
- [11] Savić, S., Solution of the Problem of the Ionized Gas Flow in the Boundary Layer in Case of a Nonporous and a Porous Contour of the Body within the Fluid (in Serbian), Ph. D. thesis, Faculty of Mechanical Engineering, University of Kragujevac, Kragujevac, Serbia, 2006
- [12] Savić S., Obrović, B., The Influence of Variation of Electroconductivity on Ionized Gas Flow in the Boundary Layer along a Porous Wall, *Theoret. Appl. Mech.*, 33 (2006), 2, pp. 149-179
- [13] Schlichting, H., Boundary-Layer Theory (in German), G. Braun, Karlsruhe, Germany, 1974

- [14] Rossow, J., On Flow of Electrically Conducting Fluids over a Flat Plate in the Presence of a Transversal Magnetic Field, *NACA-TR-1358*, 44 (1958), 1, pp. 489-508
- [15] Obrović, B., Parametric Method in the Boundary-Layer Theory of Ionized Gas whose Electroconductivity is a Function of the Longitudinal Velocity Gradient, *Acta Mechanica*, 147 (2001), 1-4, pp. 35-44